



BUDWEISER BREWING COMPANY APAC

百 | 威 | 亚 | 太 | 控 | 股 | 有 | 限 | 公 | 司

Supply Chain Logistics Control
Tower Practice in Consumption
World

Daniel Hong



Who We Are



中高端品牌
CORE+



高端品牌
PREMIUM



超高端明星品牌
HIGH END HERO BRANDS



精酿啤酒
CRAFT & SPECIALTIES



跨啤酒品类
BEYOND BEER

▶▶ Budweiser APAC at a Glance



35+ Countries/territories



~26,000 Colleagues



50+ Brands



20+ Nationalities



52 Breweries



39% Female colleagues



53 Distribution centers



百 | 威 | 亚 | 太 | 控 | 股 | 有 | 限 | 公 | 司

BUDWEISER BREWING COMPANY APAC

Note: All data as of 31 December 2020, including breweries which the Group has full or majority ownership of and craft breweries in China and South Korea, contract breweries with third parties in India and one cidery in New Zealand.

We have defined clear strategy to win 2021

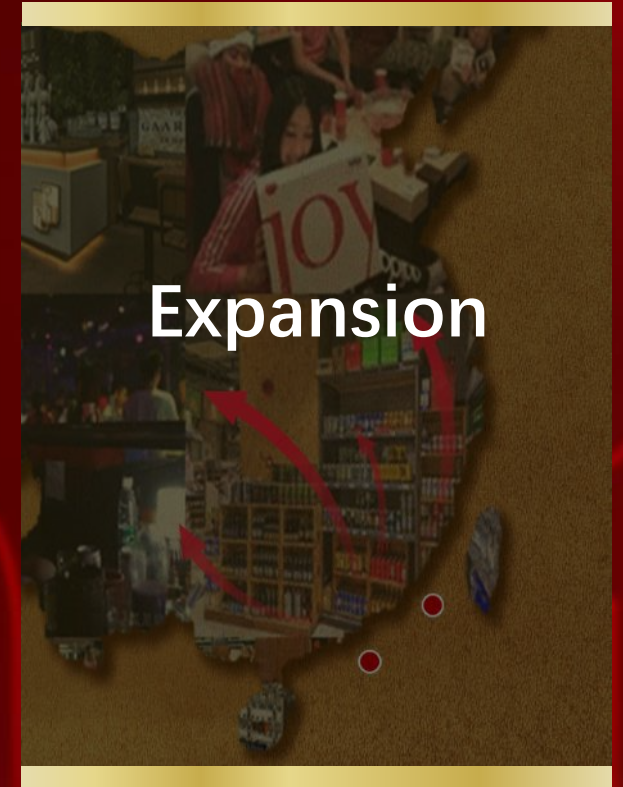
Premiumization



Digitalization

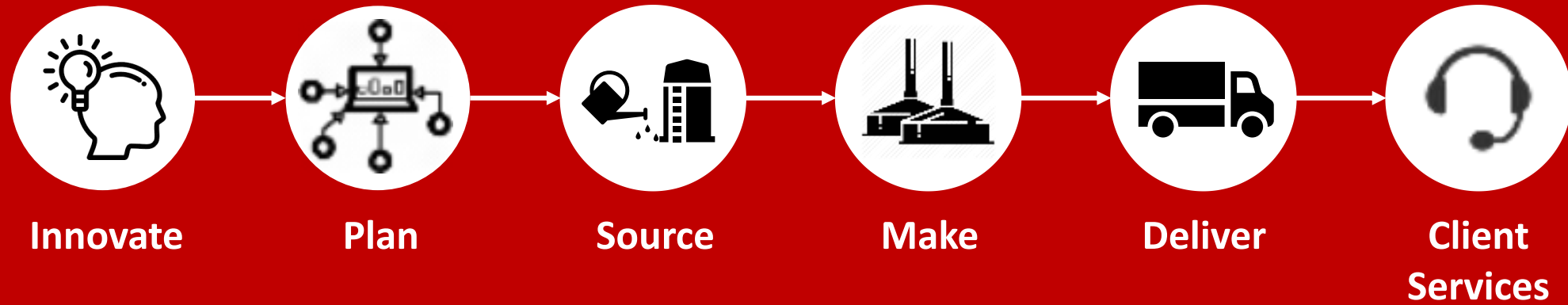


Expansion



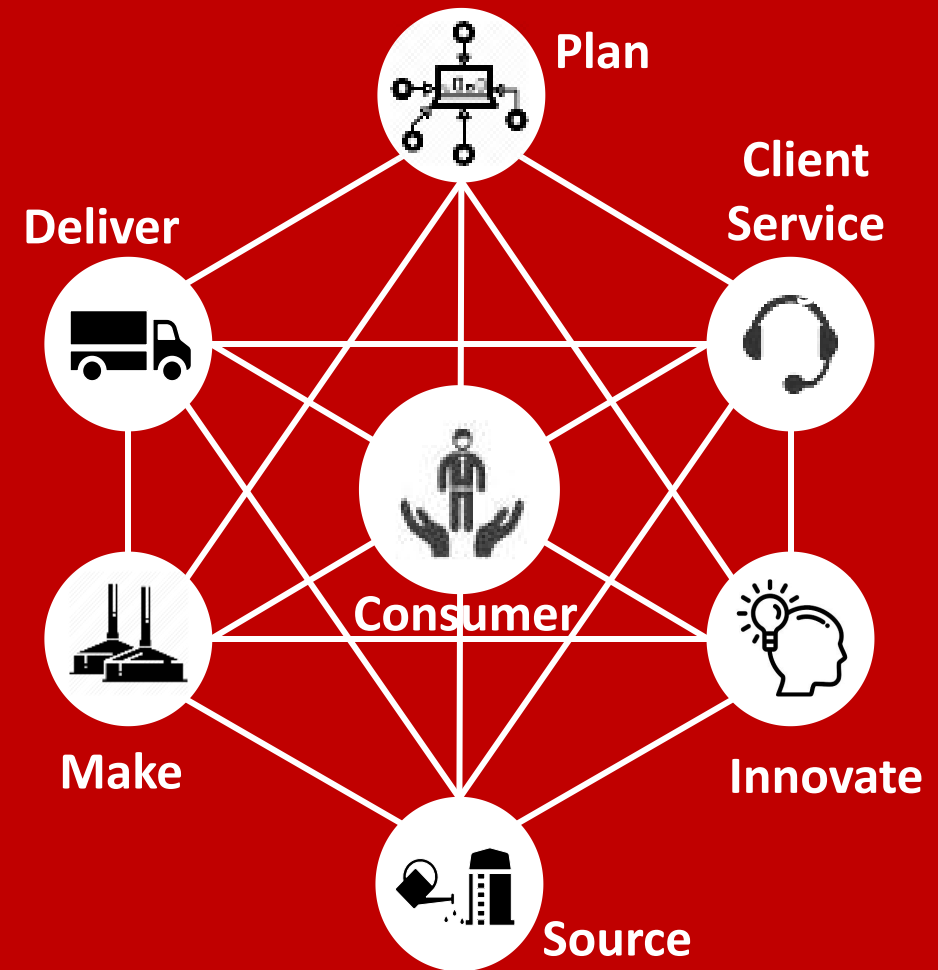
People & Reputation

Linear Supply Chain is a thing of past.



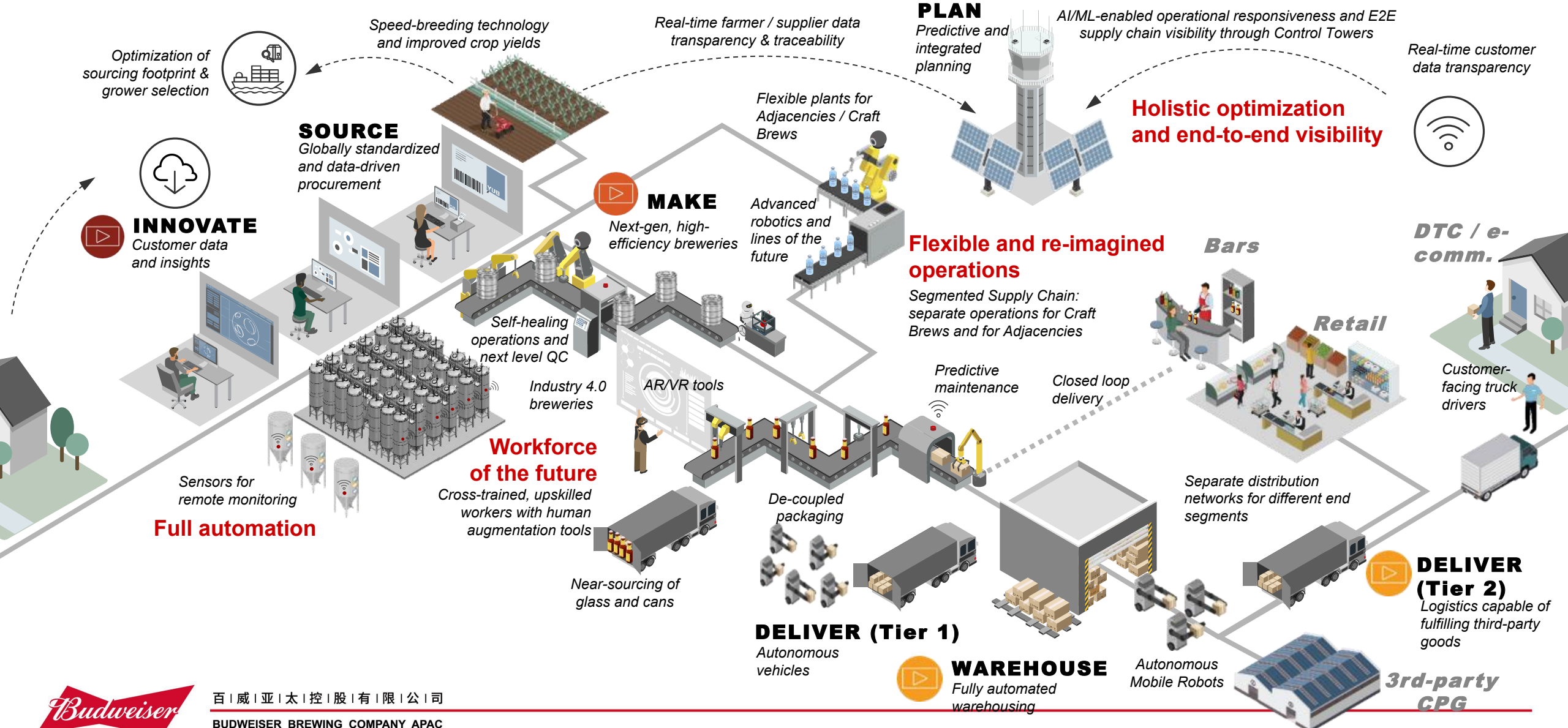
The end-game is not automation, it shall be synchronization

Synchronized Supply Chain connects all nodes and reacts faster to evolving people needs.



The end-game is not automation, it shall be synchronization

Control Tower for Connected Brewery



百 | 威 | 亚 | 太 | 控 | 股 | 有 | 限 | 公 | 司
BUDWEISER BREWING COMPANY APAC

Re-imagined partnerships

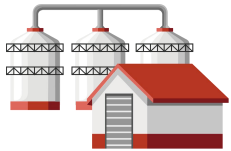
Data Empowered operation model

- Data visualization
- Data insights providing
- Dashboard generating

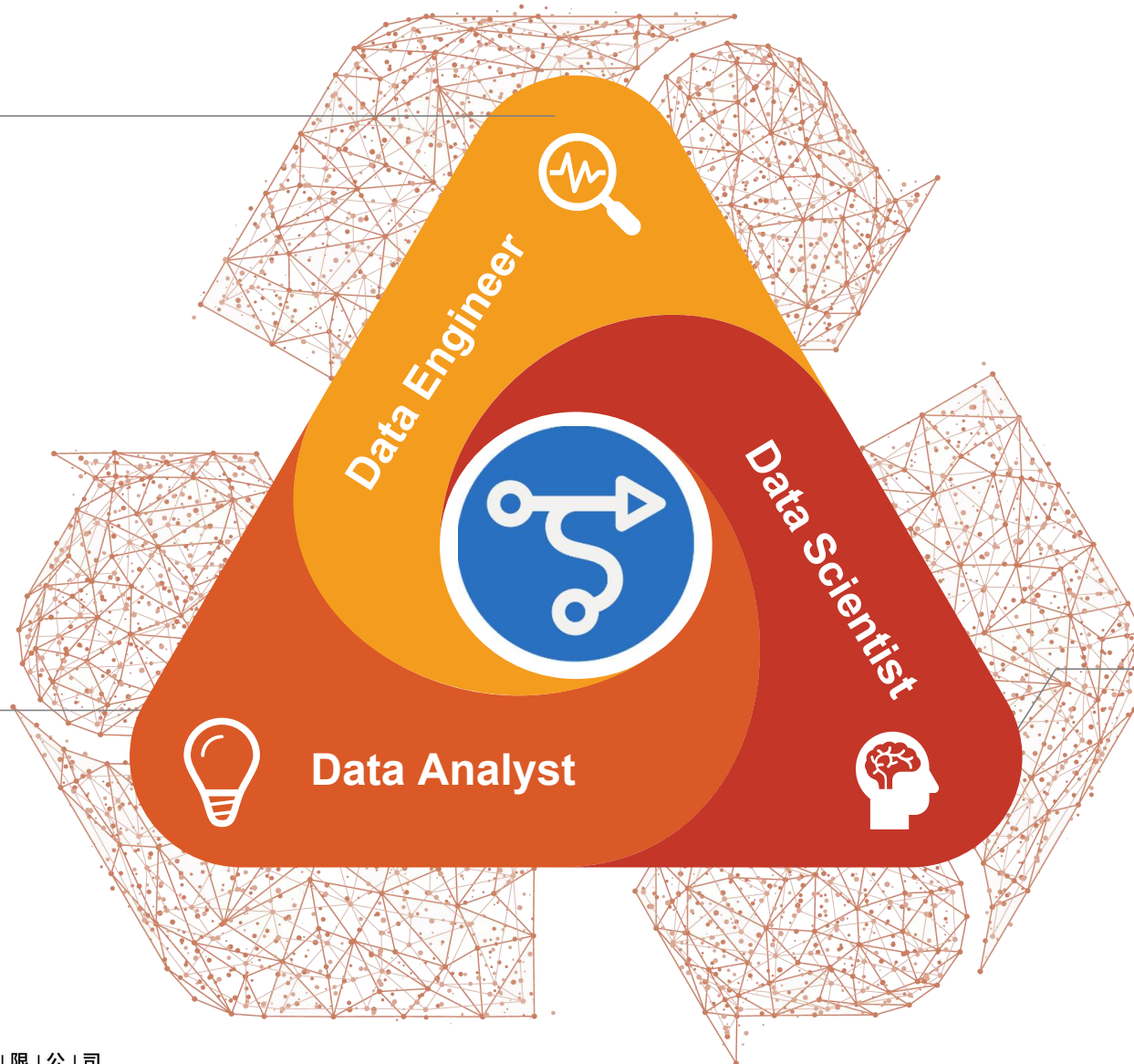
Bud Capability Center



BoF Office



- Collecting operational data
- Collecting business requirements
- Business interpretation



HQ Data Science Team



- Collecting unruly data, transforming it into usable format.
- Solving business-related problems using data-driven techniques
- Looking for order and patterns in data
- spotting trends that can help a business' bottom line.



Logistics Control Tower Sharing

Now: Visibility

Existing Logistics Control Tower - KPIs

Daily

- **Open Order Tracking**
- **Order Fulfillment Time**
- **EB@DC/Wholesaler**
 - Speed up the EB delivery plan
- **Shipping Execution Tracking**
 - Track daily shipment completion by brewery and by carrier
- **Unshipped Order Tracking**
 - Focus on daily unshipped order by Sales BU.
 - Track the reason and drive the shipment
- **Truck Efficiency**
 - Track the truck efficiency in TTC and waiting time by brewery/carrier and drive for improvement
- **Real Time Carrier Scorecard**
 - Track carrier daily performance

Weekly

- **Carrier Scorecard**
 - Publish carrier weekly KPI result and drive the improvement
- **Capacity Prediction**
 - Focus on Carrier Capacity shortage risk and take action to mitigate the risk
- **Costing Command**
 - Monitor the timeliness of TST cost booking and reconciliation

Monthly

- **TST KPI**
 - Drive the KPI improvement from BSC side
- **Carrier Scorecard**
 - Publish carrier monthly KPI result and drive the improvement
- **GPS Coverage**
 - Track GPS coverage and drive carrier to equip and connect GPS as per ABI requirement
- **VLC Performance**
 - Deep dive saving opportunity from operational perspective



Snapshot of Logistics Control Tower



Logistics Control Tower Sharing

Future: E2E Operational Excellence and Continuous Improvement

Reactive



- Provides visibility to events
- Focused on preventing disruptions

Visibility & Administration	KPI & Compliance
Shipment Tracking	KPI Monitor
Event Management	Invoice Admin

Functional Operational Excellence



- Drives functional excellence
- Provides basic analytics, 'what if' analysis

Transportation Planning	Logistics Execution
Route Optimization	Carrier Selection
Mode Selection	Freight Bill & Audit Payment

E2E Operational Excellence



- Moves silos to horizontal processes
- Drives E2E process excellence

Replenishment Planning	Cost to Serve Analytics
Set Inventory Level	Transportation Spend Analysis
Replenishment Order Planning	KPI Target Setting/Budget
Inventory Health	

Continuous Improvement



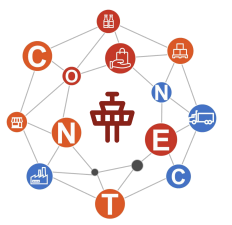
- Drives continuous value assessment
- Manages business value and profitability

Continuous Improvement	4PL Operations
Network Optimization	Service Provider Sourcing
Fulfillment Strategy	

Visualization

Optimization

Logistics Control Tower Sharing



PREDICTIVE SUPPLY CHAIN

- A new superpower to manage more complicated supply chain
- Turn real-time data into results



Real-time Dashboard



Automatic Risk Mitigation

Big Data



AI Analysis

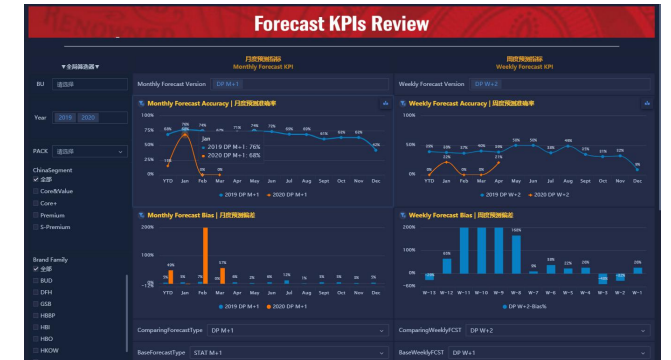
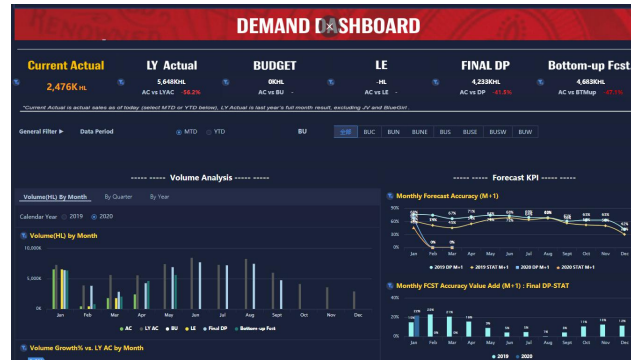


S&OP for Growth Panel

To guide communication and support decision making

S&OP FOR GROWTH

PORTFOLIO REVIEW	DEMAND REVIEW	SUPPLY REVIEW	EXEC S&OP
NUMBER of SKUs	DEMAND DASHBOARD	DEMAND ALLOCATION	SCL & AGING ALERT
NEW SKU POST LAUNCH	FORECAST KPIs OVERVIEW	E2E PLANNING	KPI DASHBOARD
MACO/HL	FA% PERFORMANCE	RET PACK REVIEW	VOLUME OUTLOOK
BRAND EFFICIENCY	LATEST VOLUME OUTLOOK	LINE EFFICIENCY	P&L OUTLOOK
DE-COMPLEXITY	PRICE & PROMOTION	SCENARIO PLANNING	CWC OUTLOOK

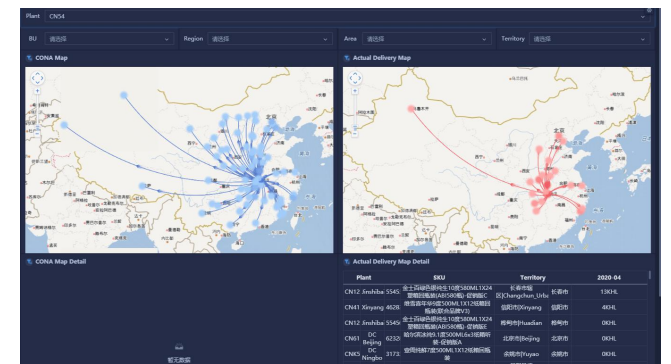
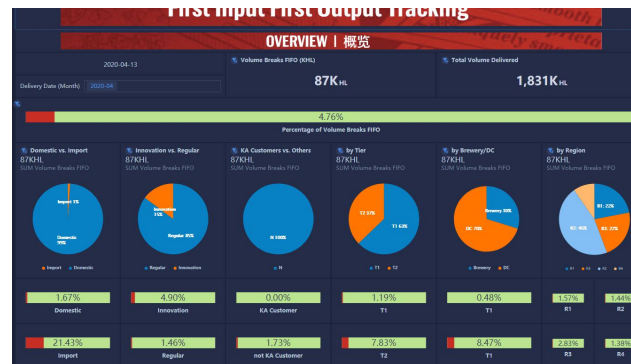


Control Tower Panel

To support planning analytics and lead actions

PLANNING CONTROL TOWER

DEMAND PLANNING	SUPPLY PLANNING	OBSOLECENSE
DEMAND DASHBOARD	SUPPLY GAP ANALYSIS	SCL & AGING ALERT
FORECAST KPIs OVERVIEW	UNPLANNED REASON	CONSUMPTION REVIEW
FA% PERFORMANCE	WAREHOUSE UTILIZATION	FIFO TRACKING
LATEST VOLUME OUTLOOK	INVENTORY REPORT	FRESHNESS OVERVIEW
MONTHLY CHECKPOINT		SLOW MOVING MATERIAL
WEEKLY CHECKPOINT		
	PORTFOLIO	NETWORK
	PORTFOLIO ANALYSIS	NETWORK KPIs REVIEW
	NEW SKU POST LAUNCH	ALLOCATION DIAGNOSIS





BUDWEISER BREWING COMPANY CHINA

百 | 威 | 中 | 国

Thanks!